

EMBANKMENT



SEAT COUNT GROUND FLOOR

Type A 	145 seats
Type B 	22 seats
Type C 	4 seats
Type D (booths) 	76 seats

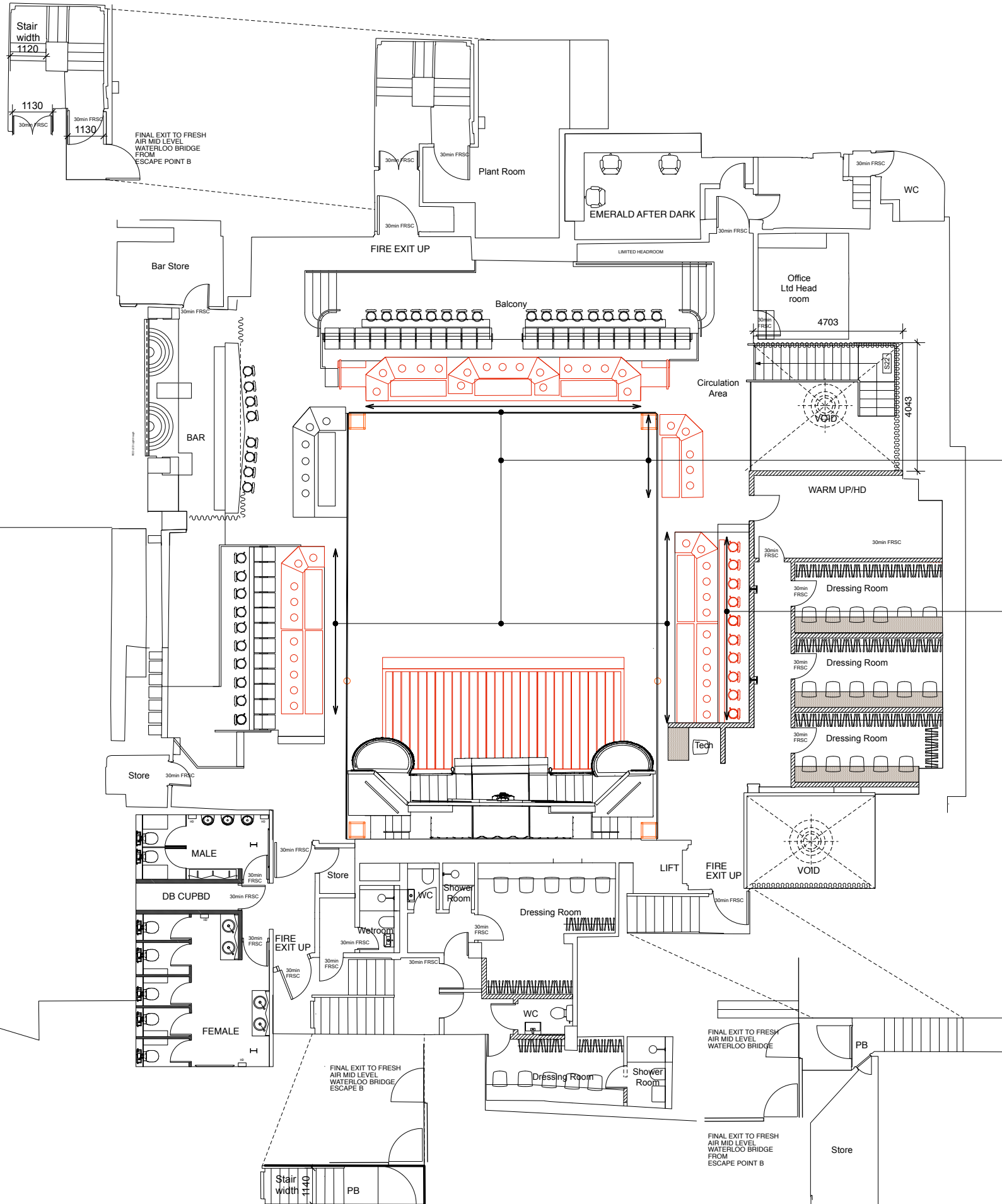
TOTAL: 247 seats

SEAT COUNT 1ST FLOOR


Type A 	34 seats
Type D (booths) 	50 seats
Type E 	37 seats

TOTAL: 121 seats

SECOND FLOOR PLAN
ESCAPE C Scale
1:75 @ A1



FIRST FLOOR PLAN Scale 1:75 @ A1



SECOND FLOOR PLAN
ESCAPE B Scale
1:75 @ A1

SECOND FLOOR PLAN
ESCAPE A Scale
1:75 @ A1



8 Victoria Embankment, London
WC2R 2AB
WWW.emerald.london

Project: EMERALD THEATRE
Client: Tokyo industries
Drawing Title: 1st F - Licensing plan
Drawing Number: 645/LP/001
Scale: 1:75 @ A1
Revision: - H
Drawn by:

Revision	Date	Comments

EMBANKMENT



SEAT COUNT GROUND FLOOR

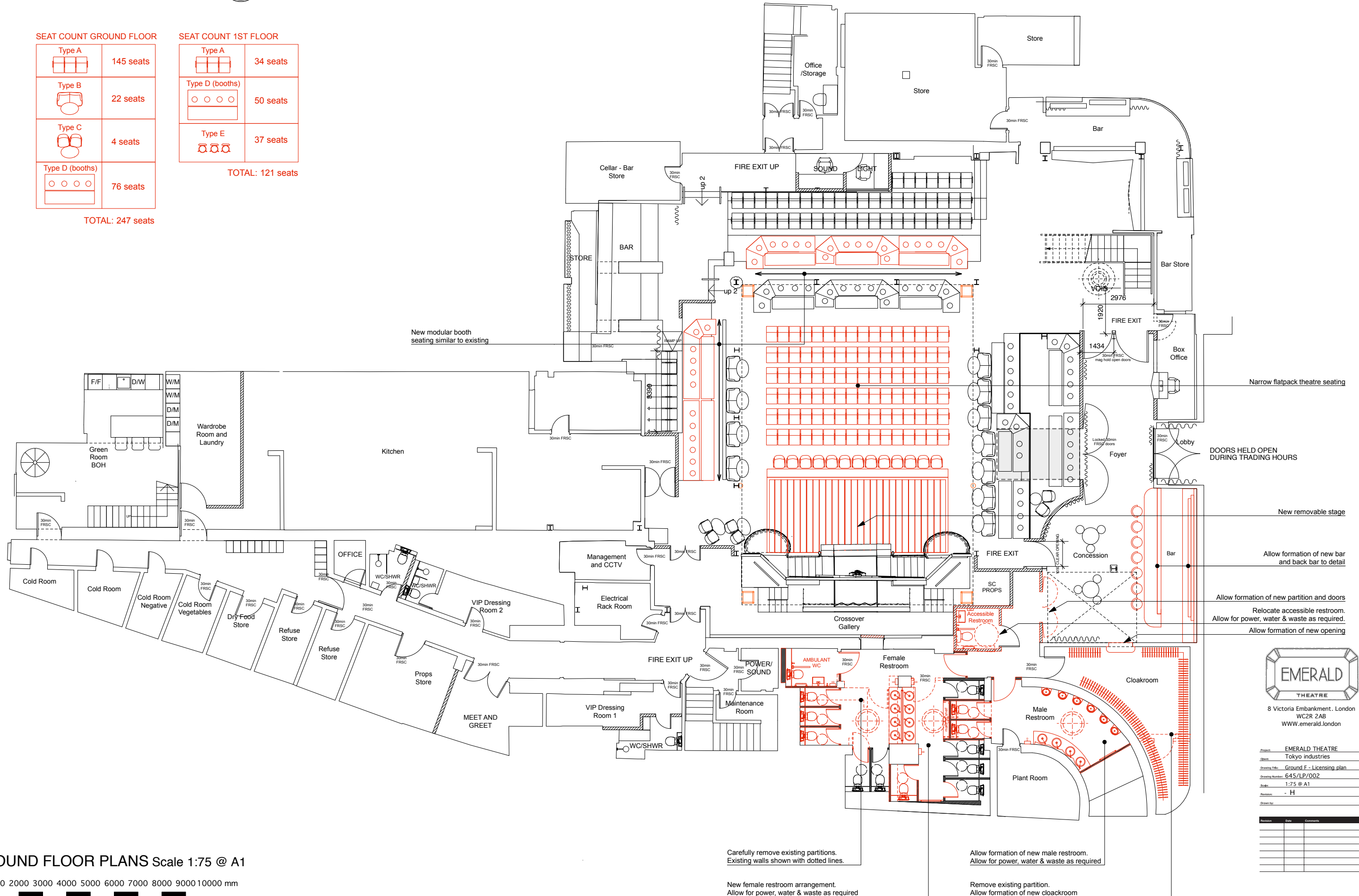
Type A 	145 seats
Type B 	22 seats
Type C 	4 seats
Type D (booths) 	76 seats

TOTAL: 247 seats

SEAT COUNT 1ST FLOOR

Type A 	34 seats
Type D (booths) 	50 seats
Type E 	37 seats

TOTAL: 121 seats



GROUND FLOOR PLANS Scale 1:75 @ A1

1000 2000 3000 4000 5000 6000 7000 8000 9000 10000 mm



8 Victoria Embankment, London WC2R 2AB
WWW.emerald.london

Project: EMERALD THEATRE
Client: Tokyo industries
Drawing Title: Ground F - Licensing plan
Drawing Number: 645/LP/002
Scale: 1:75 @ A1
Revision: - H
Drawn by:

Revision	Date	Comments

Carefully remove existing partitions.
Existing walls shown with dotted lines.

New female restroom arrangement.
Allow for power, water & waste as required

Allow formation of new male restroom.
Allow for power, water & waste as required

Remove existing partition.
Allow formation of new cloakroom

DOORS HELD OPEN DURING TRADING HOURS

Allow formation of new bar and back bar to detail

Allow formation of new partition and doors

Relocate accessible restroom.
Allow for power, water & waste as required.

Allow formation of new opening